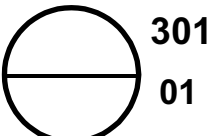
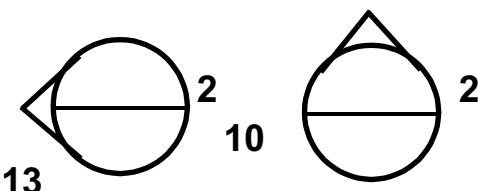
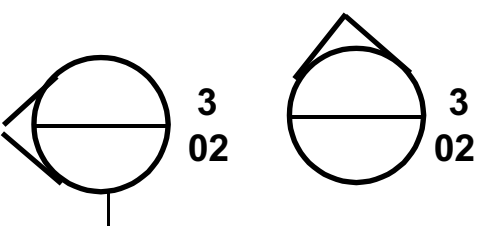
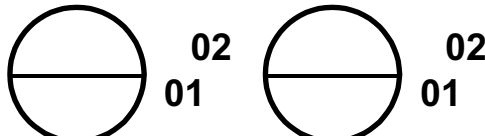
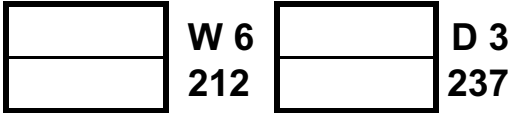


SECTION 1 - PROJECTIONS, STANDARDS & ABBREVIATIONS

Architectural conventions continued

As there may be many sheets of drawings to a set of plans, and on these sheets there may be information in relation to window and door types, the following architectural conventions are recommended. These are the Australian Standards, however it must be understood that slight, in-house, variations on these recommendations are often used by architects and drafters.

FEATURE	CONVENTION
SPECIAL AREA REFERENCE <u>Drawing or Detail Number</u> Sheet Number	
ELEVATION REFERENCE (« See note below) <u>Elevation Sequence Number</u> Sheet Number	
SECTION REFERENCE NUMBER (« See note below) <u>Section Sequence Number</u> Sheet Number	
DETAIL REFERENCE <u>Detail Sequence Number</u> Sheet Number	
WINDOW AND DOOR REFERENCE <u>Window or Door Reference</u> Window or Door Number	
NOTE: In items («) above, if there are several building blocks, indicate first the block, then the reference number, eg. for Block 86, Elevation 2, Sheet Number 4.	